

VIRTUAL EVENT



10th INTERNATIONAL PAN ARABFOS CONFERENCE
11th EMIRATES OTORHINOLARYNGOLOGY
AUDIOLOGY AND COMMUNICATION
DISORDERS CONGRESS

8TH – 10TH APRIL 2021

Powered By:



 www.eroc.ae

Virtual Platform Guide



Log in to the Platform

- Your **Joining Instructions email** contains your log in email and OTP password. To log into the platform, have your joining instructions email ready, and take the following steps:
 1. Click on the link to the **Virtual Conference Platform** within your Joining Instructions email
 2. Enter the **email address** shown in your joining instructions email, into the platform when prompted
 3. Enter the **LOGIN CODE** shown in your joining instructions email, into the platform when prompted
- For the best user experience, please use the latest version of Google Chrome. Links to upgrade your browsers can be found in your Joining Instructions email



Complete your Profile


- The first time you log in, you will be asked to **update your profile**. This is to help network and matchmaking with other conference attendees and enhance your conference experience.
- The mandatory fields are marked with an asterix, but it's advised you complete as much information as possible
- This is not a data collection activity, the information shared will be stored only in your event profile
- Once you have completed your profile, scroll to the bottom of the page and click **'Continue'**
- After that you can fill in your **"Interest"** and then click on **"Finish"**

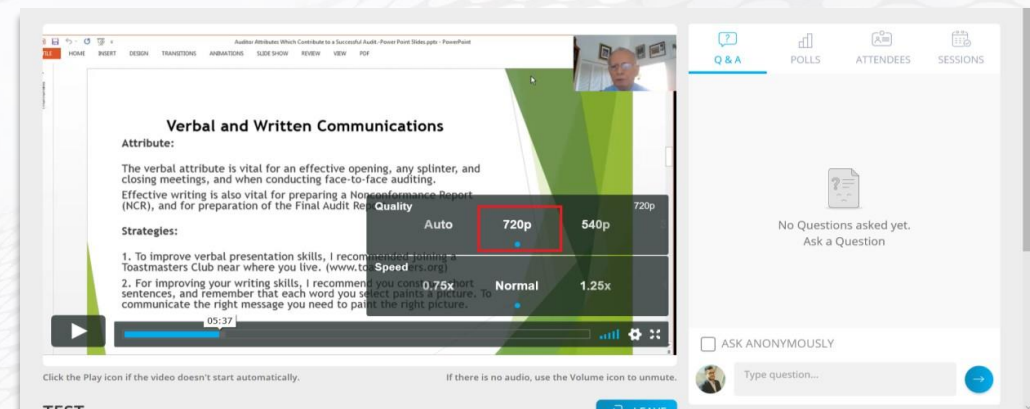
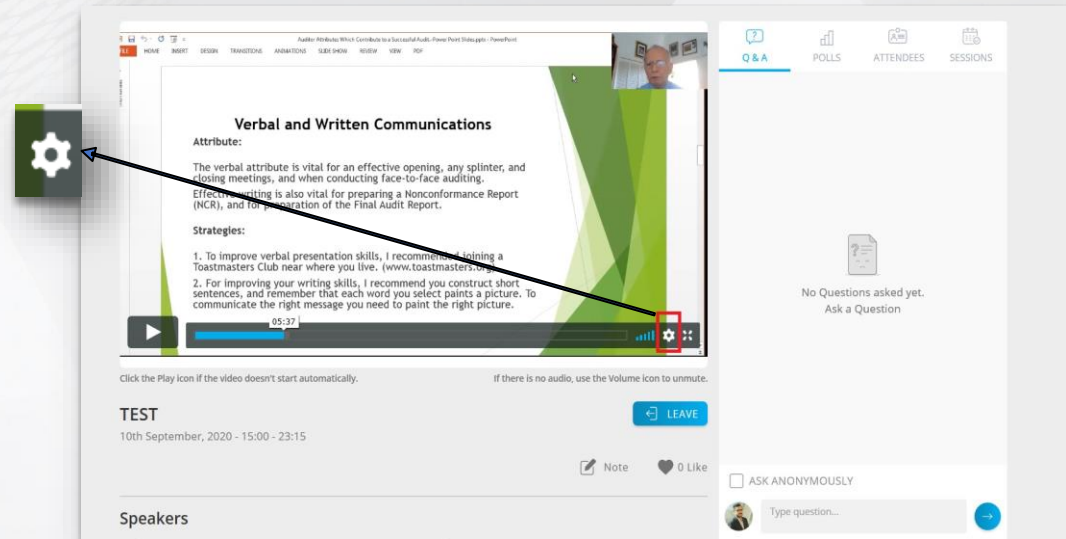
The image displays two screenshots of a web application's profile creation process. The top screenshot, titled "Create your profile", shows a form with a user profile picture and name "Patrick Colaco". The form includes fields for "FIRST NAME*", "LAST NAME*", "GENDER" (with radio buttons for FEMALE, MALE, and OTHER), "ABOUT", "DESIGNATION*", "ORGANISATION*", "COUNTRY", "STATE", "CITY/TOWN", and "WHICH SPECIALTY DO YOU BELONG TO?". A "CONTINUE" button is visible at the bottom right. The bottom screenshot, titled "Interest", shows a search bar and a list of medical specialties such as "Bariatric Surgeons", "Cardiologists", "Colorectal Surgeons", "Dietitians", "Emergency Medicine", "Endocrinologists", "Gastroenterologists", "General Practitioners", "General Surgeons", "Hepatologists", "Laparoscopic Surgeons", "Medical Students", "Nurses", "Nursing Professionals", "Psychiatrists", "Radiology", "Resident Trainees", "Rehabilitation", and "Women's Health". A "FINISH" button is at the bottom right. Both screenshots show a progress indicator at the bottom left, indicating "17% Profile Completed" and "42% Profile Completed" respectively.



Live Streaming

While watching the sessions, if you need to change the quality of the presentation, please follow the steps in order to view the content in high resolution

- On the **play bar**, click on **setting icon**: 
- After clicking on the setting icon, you can change the **resolution to 1080p** to watch the live streaming in high quality



Quick Guide to the Platform

Key things to remember, throughout the conference:

- The **Agenda** tab displays the full conference agenda, on this tab you can browser through the various days and tracks
- The current live sessions will be **displayed on the home page** for you to join easily
- Session will be available to **join at the start time of the session** and throughout the duration of the session
- Once the session is ready to join, you will be able to click on '**Join Session**' button
- Past content will be **uploaded at the end of each day** and available from 10:00 AM the following day
- You can watch past content by selecting the '**View Session**' button on your preference session from the agenda page
- Once a session has ended, click on the '**Leave**' button to return to the agenda and select to join the next live session
- Extensive networking opportunities are available in the platform, visit the **Quick Guide on the Attendees Tab and Lounge Tab**
- Be sure to show your support for our conference sponsors by **visiting their virtual booth within the Sponsors Tab**
- ePosters are available under "**Posters**" where you can view and rate accepted posters, and connect with the authors
- You can click on the **Quick Guide** on any tab to get assistance on the features available on that page
- You can access the **Support Chat** feature at any time to ask the conference team a question

